125 K

EN 14439:2009 – C25
Technical Data

LIEBHERR

Tower Cranes

125 K

Kranbetrieb und Transport ▪ Crane operation and transport
Exploitation de la grue et transport ▪ Funzionamento della gru e trasporto
Accionamiento de grúa y transporte ▪ Operação e transporte de guindastes
Эксплуатация крана и транспортировка **04**

Gewichte ▪ Weights ▪ Poids ▪ Pesi ▪ Pesos ▪ Pesos ▪ Macca **04**

Ausladung und Tragfähigkeit ▪ Radius and capacity ▪ Portée et charge
Sbraccio e portata ▪ Alcances y cargas ▪ Alcance e capacidade de carga
Вылет и грузоподъемность **06**

Antriebe ▪ Driving units ▪ Mécanismes d'entraînement ▪ Meccanismi
Mecanismos ▪ Mecanismos ▪ Приводы **06**

Aufstellvorgang ▪ Erection procedure ▪ Déroulement de montage
Procedimento di montaggio ▪ Procedimiento de montaje ▪ Sistema de montagem
Процесс развертывания **07**

Kolli-Liste ▪ Packing List ▪ Liste de colisage ▪ Lista dei colli ▪ Lista de contenido
Lista de embalagem ▪ Упаковочный лист **07**

Kranbetrieb und Transport ▪ Crane operation and transport ▪ Exploitation de la grue et transport ▪ Funzionamento della gru e trasporto ▪ Accionamiento de grúa y transporte Operação e transporte de guindastes ▪ Эксплуатация крана и транспортировка

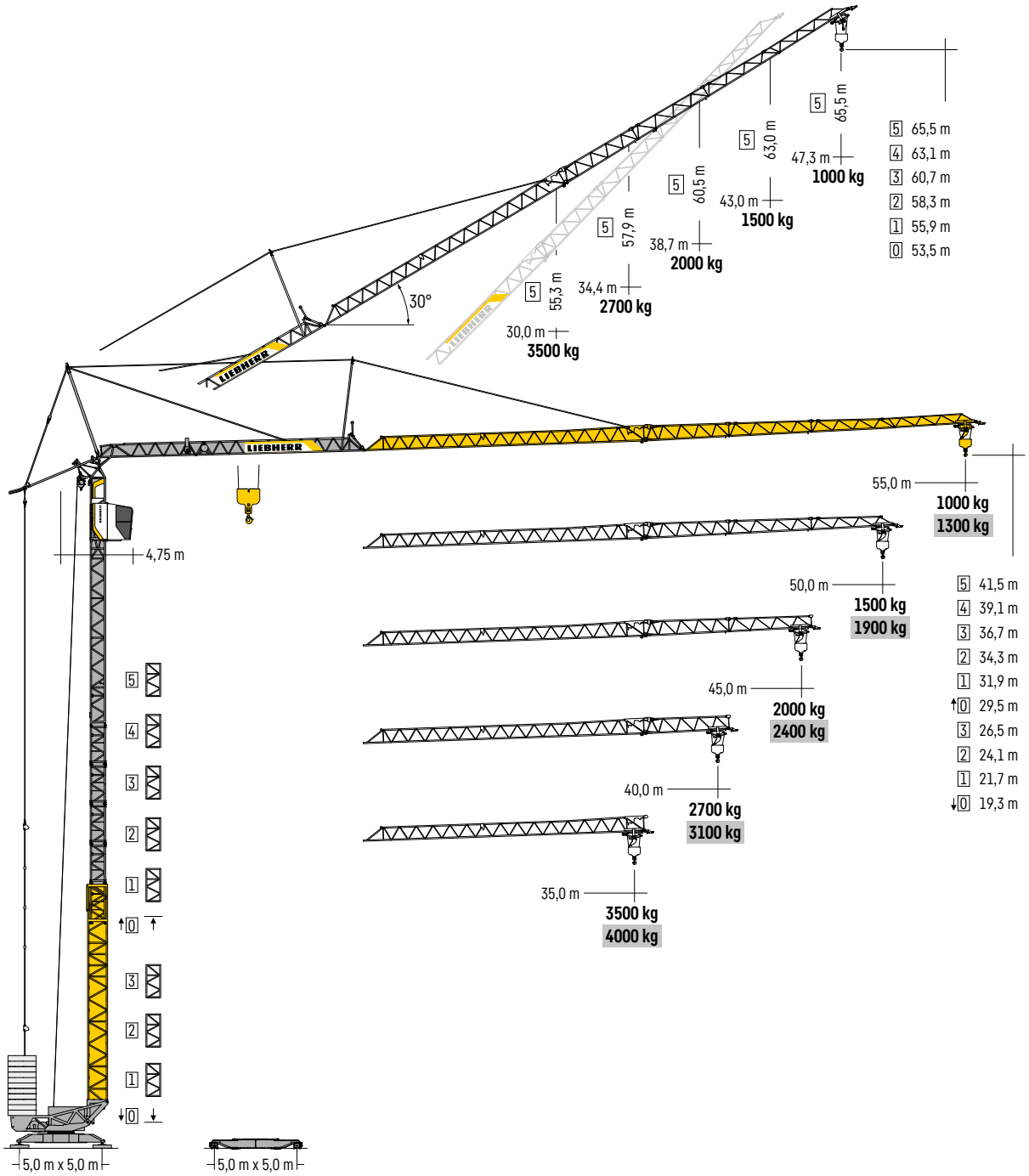

Gewichte ▪ Weights ▪ Poids ▪ Pesi ▪ Pesos ▪ Pesos ▪ Macca

r = 4,0 m 44000 kg[1)]
r = 3,2 m 52000 kg[1)]

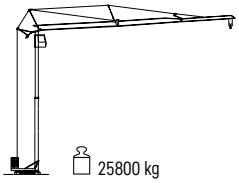

25800 kg

[1)] **Siehe Betriebsanleitung.** ▪ See instruction manual. ▪ Voir manuel de service. ▪ Vedi manuale d'istruzione. ▪ Ver manual de instrucción. ▪ Ver manual de instruções. ▪ См. инструкцию по эксплуатации.

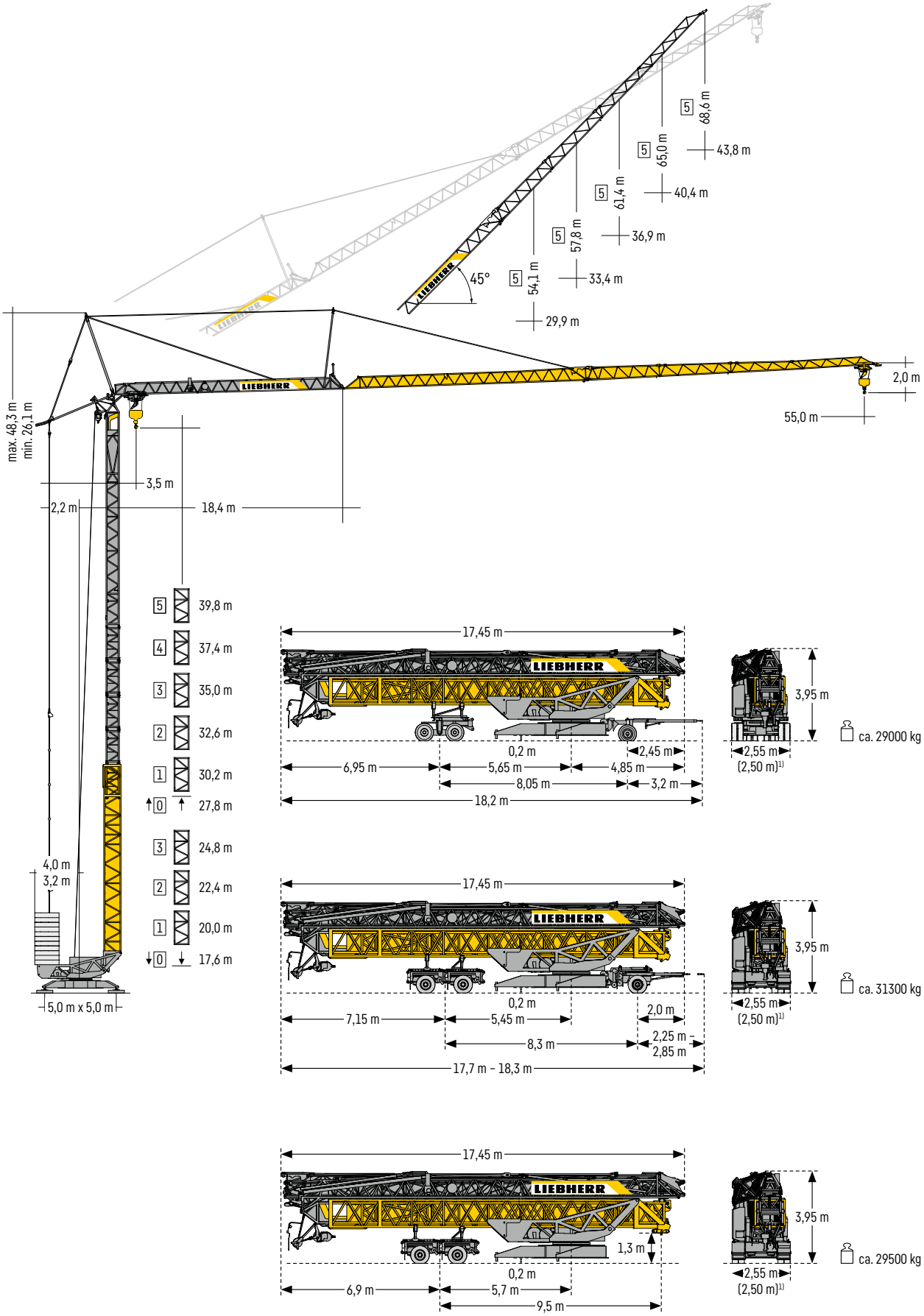
5 68,6 m
43,8 m
5 65,0 m
40,4 m
5 61,4 m
36,9 m
5 57,8 m
33,4 m
5 54,1 m
29,9 m
45°
2,0 m
55,0 m
max. 48,3 m
min. 26,1 m
3,5 m
2,2 m
18,4 m
5 39,8 m
4 37,4 m
3 35,0 m
2 32,6 m
1 30,2 m
0 27,8 m
3 24,8 m
2 22,4 m
1 20,0 m
0 17,6 m
4,0 m
3,2 m
5,0 m x 5,0 m
17,45 m
0,2 m
2,45 m
6,95 m
5,65 m
4,85 m
8,05 m
3,2 m
18,2 m
3,95 m
2,55 m
(2,50 m)1)
ca. 29000 kg
17,45 m
0,2 m
2,0 m
7,15 m
5,45 m
2,25 m -
2,85 m
8,3 m
17,7 m - 18,3 m
3,95 m
2,55 m
(2,50 m)1)
ca. 31300 kg
17,45 m
1,3 m
0,2 m
6,9 m
5,7 m
9,5 m
3,95 m
2,55 m
(2,50 m)1)
ca. 29500 kg

Ausladung und Tragfähigkeit · Radius and capacity · Portée et charge · Sbraccio e portata
Alcances y cargas · Alcance e capacidade de carga · Вылет и грузоподъемность

Load-Plus

m	m	kg	8,0	12,0	16,0	20,0	24,0	28,0	32,0	35,0	38,0	40,0	42,0	45,0	48,0	50,0	52,0	55,0
55,0	3,5 - 8,9	**8000**	8000	6320	4950	4030	3370	2880	2500	2260	2060	1940	1830	1680	1550	1470	1400	**1300**
50,0	3,5 - 10,3	**8000**	8000	7170	5750	4770	4060	3510	3080	2810	2580	2440	2310	2140	1990	**1900**		
45,0	3,5 - 12,2	**8000**	8000		6480	5360	4540	3930	3440	3140	2880	2730	2590	**2400**				
40,0	3,5 - 14,5	**8000**	8000		7380	6090	5150	4450	3900	3560	3270	**3100**						
35,0	3,5 - 16,3	**8000**	8000			6740	5730	4970	4370	**4000**								

m → kg

LM 1

m	m	kg	8,0	12,0	16,0	20,0	24,0	28,0	32,0	35,0	38,0	40,0	42,0	45,0	48,0	50,0	52,0	55,0
55,0	3,5 - 8,9	**8000**	8000	6010	4510	3560	2910	2440	2080	1860	1680	1570	1470	1340	1220	1150	1090	**1000**
50,0	3,5 - 10,3	**8000**	8000	6970	5330	4280	3540	3000	2590	2330	2120	1990	1870	1720	1580	**1500**		
45,0	3,5 - 12,2	**8000**	8000		6190	4950	4090	3470	2990	2700	2450	2310	2180	**2000**				
40,0	3,5 - 14,5	**8000**	8000		7250	5780	4770	4040	3490	3150	2870	**2700**						
35,0	3,5 - 16,3	**8000**	8000			6460	5320	4500	3880	**3500**								

m → kg

Auslegerstellung 30° · Jib position 30° · Position de flèche 30° · Posizione del braccio 30°
Posición de la pluma 30° · Posição da lança 30° · Положение стрелы 30°

m	m	kg	8,0	12,0	16,0	20,0	24,0	28,0	30,0	32,0	34,4	36,0	38,0	38,7	42,0	43,0	46,0	47,3
55,0	3,5 - 15,5	**4000**	4000		3870	3030	2460	2040	1870	1730	1570	1480	1370	1340	1190	1150	1040	**1000**
50,0	3,5 - 18,5	**4000**	4000			3680	3030	2540	2350	2170	1990	1880	1760	1720	1550	**1500**		
45,0	3,5 - 21,3	**4000**	4000				3500	2950	2720	2520	2310	2190	2050	**2000**				
40,0	3,5 - 24,6	**4000**	4000					3450	3180	2940	**2700**							
35,0	3,5 - 27,4	**4000**	4000					3870	**3500**									

m → kg

Load-Plus = Abweichende Geschwindigkeiten und Betriebsbedingungen. · Variant speeds and service conditions. · Vitesses et conditions de fonctionnement différentes. Differenti velocità e condizioni di funzionamento. · Otras velocidades y características de funcionamiento. · Outras velocidades e caracteristicas de funcionamento. Нестандартные скорости и условия эксплуатации.

Antriebe · Driving units · Mécanismes d'entraînement · Meccanismi
Mecanismos · Mecanismos · Приводы

18 kW FU

↔
stufenlos · stepless
régl. continu · regl. progressiva
sin escalones · sem degraus
бесступенчатый

	kg	m/min
1	8000	0 ↔ 11,8
	550	0 ↔ 66,3

Geschwindigkeit · Speed · Vitesse · Velocità · Velocidad · Velocidade · Скорость

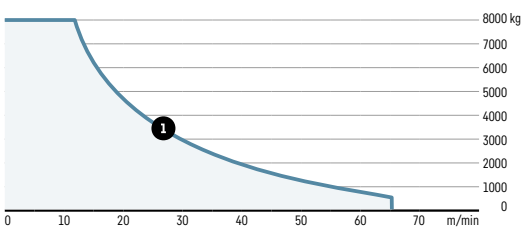

BGL

C.0.03.0125

0 ↔ 0,8 U/min · sl./min · tr./min 7,5 kW FU	0 ↔ 71 m/min 3,7 kW FU	0 ↔ 23 m/min 2 x 3,0 kW FU	0 - 45°, 105 sec. 4,0 kW FU	380 - 440 V	50 - 60 Hz	26,0 kVA (FU)

Aufstellvorgang • Erection procedure • Déroulement de montage • Procedimento di montaggio
Procedimiento de montaje • Sistema de montagem • Процесс развертывания

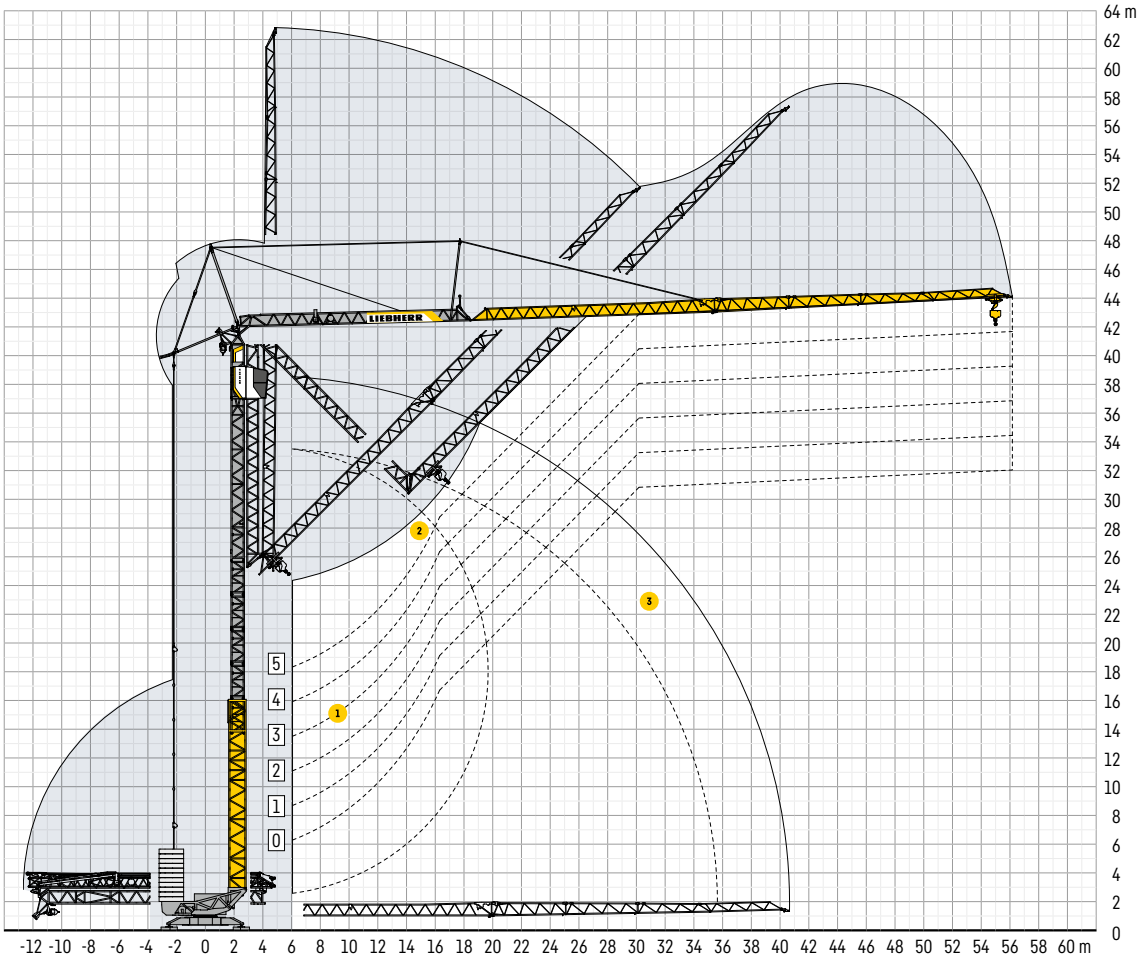

1. **Standard Aufstellkurven von 0 bis 5 Turmstücken (50 m)** • Standard erecting curves from 0 to 5 tower sections (50 m) • Courbes de montage standard de 0 à 5 éléments de mât (50 m) • Curve di montaggio standard con 0 fino a 5 elementi torre (50 m) • Curvas de montaje estándar (0 – 5 tramos de torre) (50 m) Curvas padrão de montagem de 0 até 5 segmentos de torre (50 m) • Стандартная монтажная высота с 0 – 5 башенными секциями (50 м)
2. **Erhöhte Aufstellkurve (+6 m) am Beispiel von 5 Turmstücken (50 m)** • Elevated erecting curve (+6 m) using the example of 5 tower sections (50 m) Courbe de montage élevée (+6 m) en prenant pour example 5 éléments de mât (50 m) • Elevata curva di montaggio (+6 m), come per esempio con 5 elementi di torre (50 m) Curva de montaje elevada (+6 m): ejemplo con 5 tramos (50 m) • Curva elevada de montagem (+6 m) como exemplo para 5 segmentos de torre (50 m) Увеличенная монтажная высота (+6 м) на примере 5-ти башенных секций (50 м)
3. **Aufstellkurve 55 m Ausladung** • Erecting curve 55 m radius • Courbe de montage 55 m portée • Curva di montaggio 55 m sbraccio • Curva de montaje 55 m alcances Curva de montagem 55 m alcance • Увеличенная монтажная 55 м Вылет

Kolli-Liste • Packing List • Liste de colisage • Lista dei colli • Lista de contenido
Lista de embalagem • Упаковочный лист

P_1	A_1	**Beschreibung** • Description • Description • Descrizione • Descripción • Descrição • Описание				
1 2	4 2*	**Turmstück (ohne/mit Turmauflage*)** • Tower section (without/ with tower support*) • Elément de mât (sans/avec support de mât*) Elemento di torre (senza/con pedana di servizio*) • Tramo de torre (sin/ con soporte de torre*) • ramo de torre (sem/com suporte de torre*) Башенная секция (без/с опорными выступами*)	L	B	H	kg
			2,55	1,10	0,95	650
			2,55	1,10	0,95	850*
3	1	**Ausleger-Verlängerung 35,0 m – 40,0 m** • Jib extension Rallonge de la flèche • Elemento estensione braccio Prolongación de pluma • Extençao da lança • Удлинение стрелы	5,50 m (L)	0,95 m (B)	1,05 m (H)	330 kg

P_1 = Position • Item • Position • Posizione • Posición • Posição • Положение **A_1 = Anzahl** • Quantity • Nombre • Numero • Cantidad • Número • Количество

P_1	A_1	**Beschreibung** • Description • Description • Descrizione • Descripción • Descrição • Описание		
4	1	**Ausleger-Verlängerung 40,0 m – 45,0 m** • Jib extension Rallonge de la flèche • Elemento estensione braccio Prolongación de pluma • Extençao da lança • Удлинение стрелы	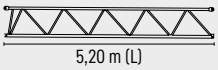 5,20 m (L) 200 kg	0,95 m (H) 0,95 m (B)
5	1	**Ausleger-Verlängerung 45,0 m – 50,0 m** • Jib extension Rallonge de la flèche • Elemento estensione braccio Prolongación de pluma • Extençao da lança • Удлинение стрелы	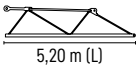 5,20 m (L) 160 kg	0,75 m (H) 0,95 m (B)
6	1	**Ausleger-Verlängerung 50,0 m – 55,0 m** • Jib extension Rallonge de la flèche • Elemento estensione braccio Prolongación de pluma • Extençao da lança • Удлинение стрелы	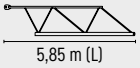 5,85 m (L) 130 kg	0,65 m (H) 0,95 m (B)
7	1	**Kabine** • Cabin • Cabine • Cabina • Cabina • Cabina • Кабина	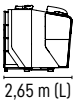 2,65 m (L) 900 kg	2,50 m (H) 2,00 m (B)
8	1	**Transportachse vorne** • Road transport axle front Essieux de transport avant • Asse di trasporto anteriore Eje delantero para transporte • Eixo de transporte dianteiro Транспортировочная ось, передняя	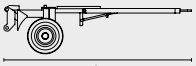 L	H B

	L (m)	B (m)	H (m)	kg
Tra 100 KY 6 Tra 100 KY 6 A	3,65 – 4,15	1,45	1,10	920 920

9	1	**Transportachse hinten Tra 204** • Road transport axle behind Essieux de transport arrière • Asse di trasporto posteriore Eje trasero para transporte • Eixo de transporte traseiro Транспортировочная ось, задняя	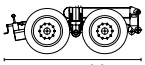 3,10 m (L) 1900 kg	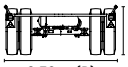 1,10 m (H) 2,50 m (B)
10	1	**Transportachse vorne LiTRAX HS-121** • Road transport axle front Essieux de transport avant • Asse di trasporto anteriore Eje delantero para transporte • Eixo de transporte dianteiro Транспортировочная ось, передняя	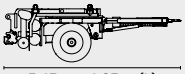 3,65 m – 4,25 m (L) 1900 kg	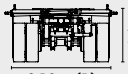 1,15 m (H) 2,10 m (B)
11	1	**Transportachse hinten LiTRAX HS-122 (ohne Lenkung)** • Road transport axle behind (without steering) • Essieux de transport arrière (sans direction) Asse di trasporto posteriore (senza sterzo) • Eje trasero para transporte (sin sistema de dirección) • Eixo de transporte traseiro (sem esterço) Транспортировочная ось, задняя (без управления)	 1,95 m (L) 1600 kg	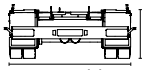 1,10 m (H) 2,50 m (B)
12	1	**Transportachse hinten LiTRAX HS-123 (mit Lenkung)** • Road transport axle behind (with steering) • Essieux de transport arrière (avec direction) Asse di trasporto posteriore (con sterzo) • Eje trasero para transporte (con sistema de dirección) • Eixo de transporte traseiro (com esterço) Транспортировочная ось, задняя (с управлением)	 1,95 m (L) 1700 kg	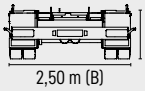 1,10 m (H) 2,50 m (B)

P_1 = Position • Item • Position • Posizione • Posición • Posição • Положение **A_1 = Anzahl** • Quantity • Nombre • Numero • Cantidad • Número • Количество

Sämtliche Angaben erfolgen ohne Gewähr.
This information is supplied without liability.
Ces renseignements sont sans garantie.
Tutte le indicazioni fornite senza garanzia.
Declinamos toda responsabilidad derivada de la información proporcionada.
Declinamos qualquer responsabilidade quanto à informação fornecida.
Все данные указаны без обязательств.

Änderungen vorbehalten!
Subject to technical modifications!
Sous réserves de modifications !
Con riserva di modifiche!
¡Sujeto a modificaciones sin previo aviso!
Sujeto a modificacóes!
С правом внесения изменений!

Liebherr-Werk Biberach GmbH • Memminger Str. 120 • 88400 Biberach an der Riß, Germany
Phone +49 7351 41-0 • Fax +49 7351 41-2225 • info.lbc@liebherr.com • www.liebherr.com

TCS-002201 • EN 14439:2009 – A3 • BGL C.0.03.0125 • 2022-10
Printed in Germany by leR • C7 • LBC