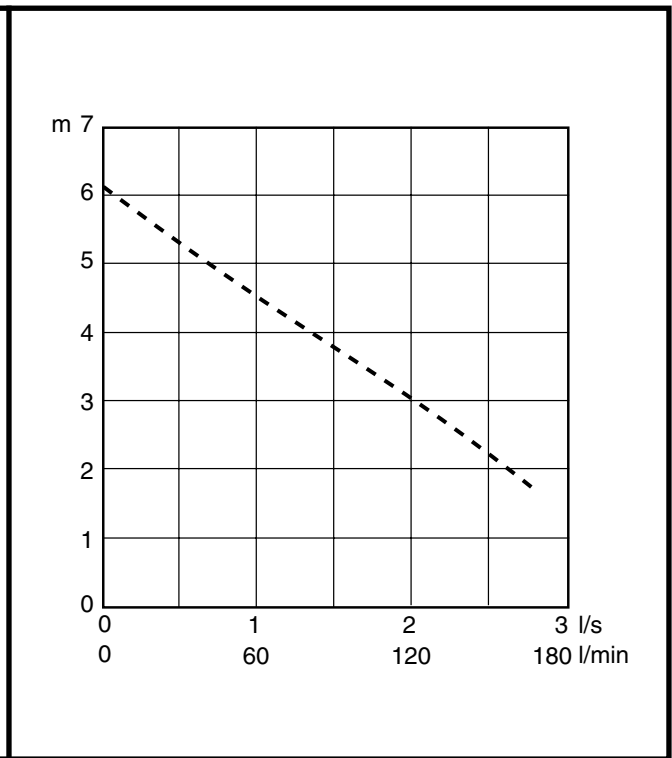
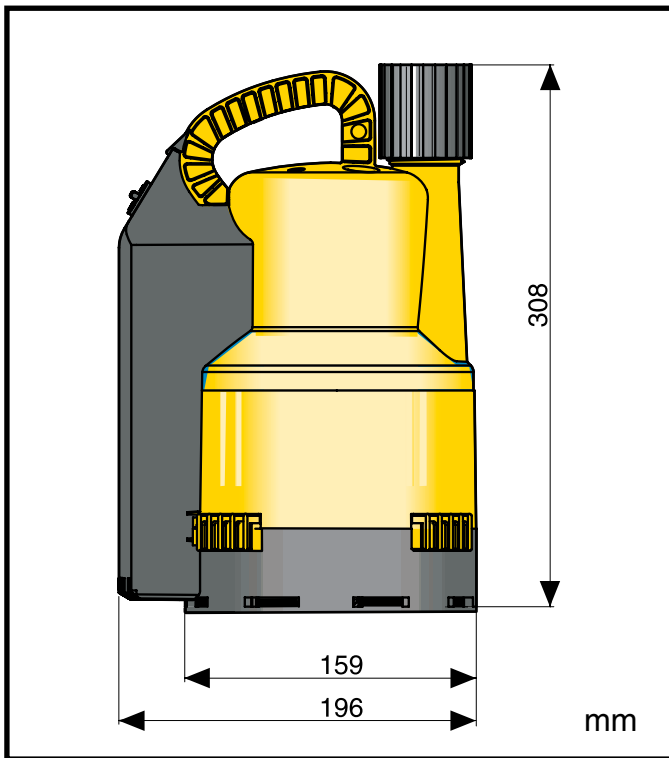


## Submersible pump

# GA 200

50 Hz



GA 200.02.0509.Eng/Digital  
The manufacturer reserves the right to alter performance, specifications or design without notice.

### Specification

Electric submersible pump for clear and contaminated water with a wide range of applications wherever water has to be moved.

It is ideally suitable for many operations at farms, homes and gardens. Filling and emptying of pools and tanks, pumping out flooded basements and boats, irrigation and flushing or in permanent installations as a sump pump.

### Pump Types

GA 200 Medium head, single-phase.

### Electric Motor

Single-phase motor with built-in capacitor.

Motor rating  $P_2$ : 0.16 kW

Speed: 2900 rpm

Voltage, V	230
Nominal current, A	2.1

### Power Cable

10 m type HO7RN-F 3 x 1.0 mm<sup>2</sup> with plug and strain relief.

### Motor Protection

Built-in with automatic cut-off in case of overloading.

### Shaft Seal

Special lip seals.

### Materials

Motor housing and shaft: Stainless steel

Outer casing and strainer: Corrosion-resistant synthetic material

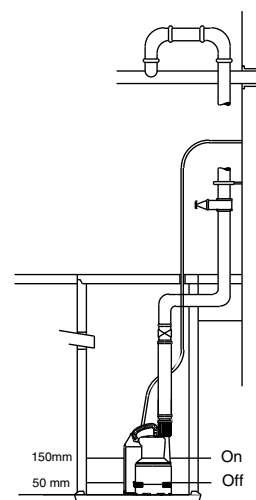
### Discharge Spigots

1 1/4" BSP-thread (G) internal with built-in checkvalve.

Hose adapter included as standard.


### Weight (without cable)

3.3 kg



Permanent installation  
sump pump



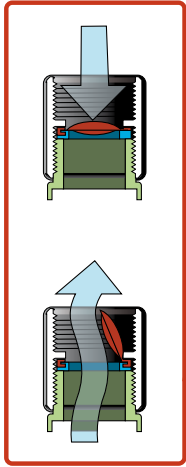
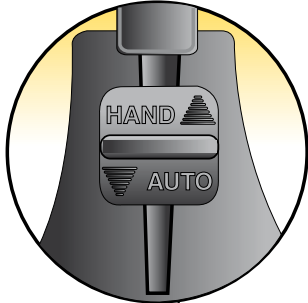


3/4" G  
3/4" G  
1" G  
1 1/4" G

Combination spigot with possibility for connecting hose or pipe of different dimensions.

The pump is fitted with an automatic level control device.

Change-over to continuous operation is easily done with a lever on the side of the pump.



Built-in check valve in the discharge connection blocks return flow when the pump is switched off.

